




ROMAN MOSAIC

Mosaics were used by the Romans to decorate walls, floors, and pavements. This dog was found in Pompeii, Italy. It is a warning sign saying, "Beware of the Dog." Why not make your own mosaic of your pet or any interesting animal?

PROJECT: PET MOSAIC

Step 1. Draw a simple outline of your animal on cardboard. Use a photograph or picture from a magazine or book to help you.

Step 2. Collect dried beans, lentils, and other peas of different colors. Spread craft glue onto the cardboard and stick them on to make your animal.



GALLERY

Beware of the Dog AD 79
POMPEII MOSAIC



MATERIALS
Mosaics were usually made from many small, colored stones, tiles, or marble. This one was made from marble pieces.

WARNING
The dog looks as fierce as the artist could make it, to scare people away.

COLORS
Marble is never found in very bright colors, so the tones used for this dog are natural: red, white, and gray.

DECORATION
Mosaics were used to decorate palaces and churches in ancient times.

This mosaic was discovered in the remains of Pompeii long after Mount Vesuvius had erupted in AD 79. It was probably made to lie in the sidewalk outside a wealthy person's house. It would have acted as a warning to passersby to beware of the dog; it would also warn thieves to keep away!